

The D250-X is a cost-effective compression driver with a light-weight and strong phenolic diaphragm designed for medium band (voice) reproduction in indoor sound systems and small PA systems.

The 1" (25 mm) exit fits all Selenium horns with a 25 model number ending (HL14-25, HC23-25, and so on).

Its high density magnetic assembly.

The voice coil is made of high temperature wire wound on Kapton® former to withstand high operating temperatures.

Its precisely engineered diaphragm structure and alignment mechanism allows for easy, reliable and cost effective repair in case of diaphragm failure.



SPECIFICATIONS

Nominal impedance	8	Ω
Minimum impedance @ 615 Hz	7.2	Ω
Power handling		
Musical Program (w/ xover 500 Hz 12 dB / oct) ¹	150	W
Musical Program (w/ xover 1,000 Hz 12 dB / oct) ¹	200	W
Sensitivity		
On horn, 2.83V@1m, on axis ²	107	dB SPL
On plane-wave tube, 0.0894V ³	116	dB SPL
Frequency response @ -10 dB	400 to 9,000	Hz
Throat diameter	25 (1)	mm (in)
Diaphragm material		Phenolic
Voice coil diameter	51 (2)	mm (in)
Re	6.0	Ω
Flux density	1.10	T
Minimum recommended crossover (12 dB / oct)	500	Hz

¹ Power handling specifications refer to normal speech and/or music program material, reproduced by an amplifier producing no more than 5% distortion. Power is calculated as true RMS voltage squared divided by the nominal impedance of the loudspeaker. This voltage is measured at the input of the recommended passive crossover when placed between the power amplifier and loudspeaker.
Musical Program = 2 x W RMS.

² Measured with HL14-25 horn, 1,000 - 3,500 Hz average.

³ The sensitivity represents the SPL in a 25 mm terminated tube, 600 - 1,500 Hz average.

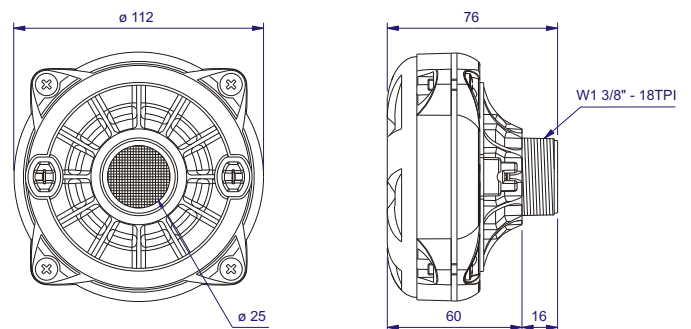
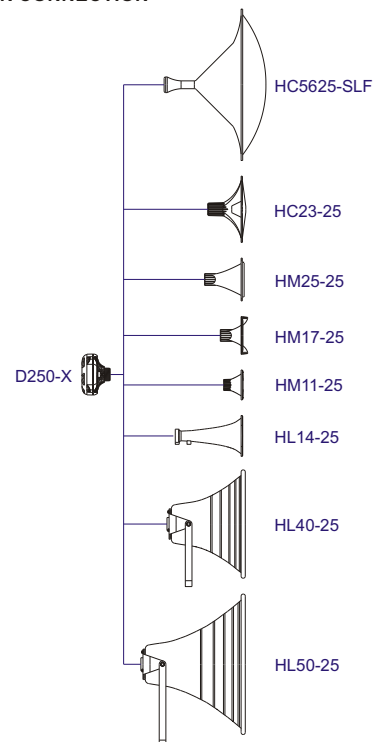
ADDITIONAL INFORMATION

Magnet material	Barium ferrite
Magnet weight	332 (11.7) g (oz)
Magnet diameter x depth	102 x 12 (4.02 x 0.47) mm (in)
Magnetic assembly weight	978 (2.15) g (lb)
Housing material	Aluminum
Housing finish	Silver epoxy
Magnetic assembly steel finish	Zinc-plated
Voice coil material	Copper
Voice coil former material	Polyimide (Kapton®)
Voice coil winding length	5.7 (18.70) m (ft)
Voice coil winding depth	3.0 (0.12) mm (in)
Wire temperature coefficient of resistance (α25)	0.00404 1/°C
Volume displaced by driver	0.5 (0.018) l (ft ³)
Net weight	1,290 (2.84) g (lb)
Gross weight	1,360 (2.99) g (lb)
Carton dimensions (W x D x H)	41 x 30.5 x 10 (16.1 x 12 x 4) cm (in)

MOUNTING INFORMATION

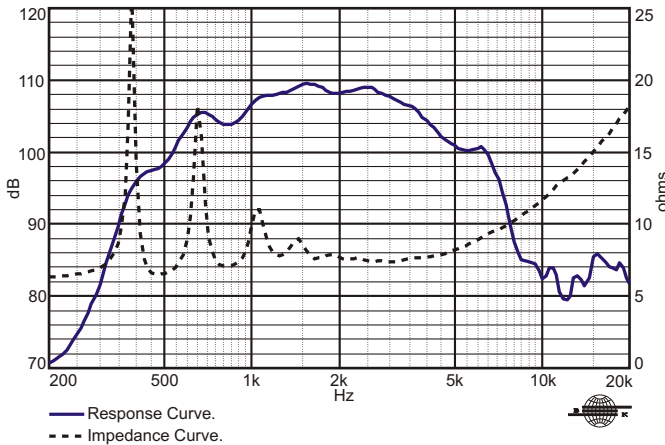
Horn connection	Screw-on 1 3/8" - 18 TPI
Connectors	Push terminals
Polarity	Positive voltage applied to the positive terminal (red) gives diaphragm motion toward the throat

DRIVER x HORN CONNECTION

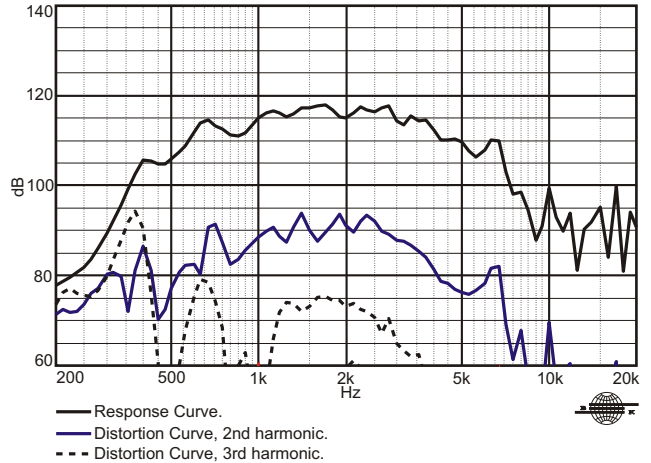


Dimensions in mm.

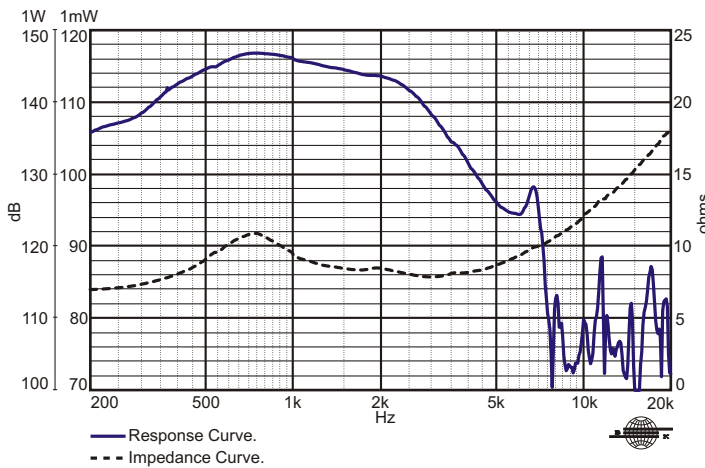
RESPONSE AND IMPEDANCE CURVES W/ HL14-25 HORN INSIDE AN ANECHOIC CHAMBER, 1 W / 1 m



HARMONIC DISTORTION CURVES W/ HL14-25 HORN, 5 W / 1 m.

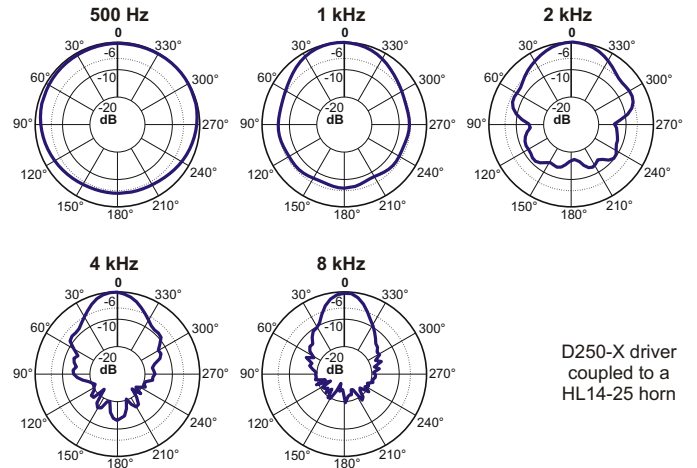


RESPONSE AND IMPEDANCE CURVES W/ PLANE-WAVE TUBE, 1 mW



Frequency response and impedance curves measured with 25 mm terminated plane-wave tube.

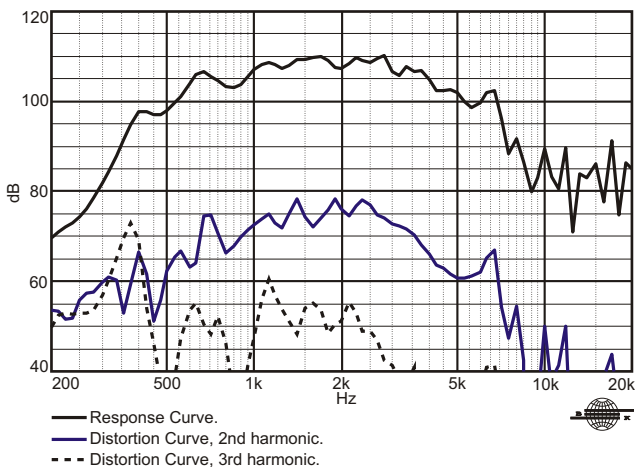
POLAR RESPONSE CURVES



D250-X driver coupled to a HL14-25 horn

— Polar Response Curve.

HARMONIC DISTORTION CURVES W/ HL14-25 HORN, 1 W / 1 m.



HOW TO CHOOSE THE RIGHT AMPLIFIER

The power amplifier must be able to supply twice the RMS driver power. This 3 dB headroom is necessary to handle the peaks that are common to musical programs. When the amplifier clips those peaks, high distortion arises and this may damage the transducer due to excessive heat. The use of compressors is a good practice to reduce music dynamics to safe levels.

FINDING VOICE COIL TEMPERATURE

It is very important to avoid maximum voice coil temperature. Since moving coil resistance (R_e) varies with temperature according to a well known law, we can calculate the temperature inside the voice coil by measuring the voice coil DC resistance:

$$T_B = T_A + \left(\frac{R_B}{R_A} - 1 \right) \left(T_A - 25 + \frac{1}{\alpha_{25}} \right)$$

T_A, T_B = voice coil temperatures in °C.

R_A, R_B = voice coil resistances at temperatures T_A and T_B , respectively.

α_{25} = voice coil wire temperature coefficient at 25 °C.